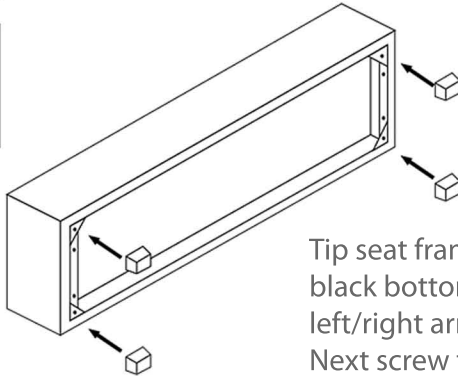


YOUR DREAM ROOM... RIGHT OUT OF A BOX!

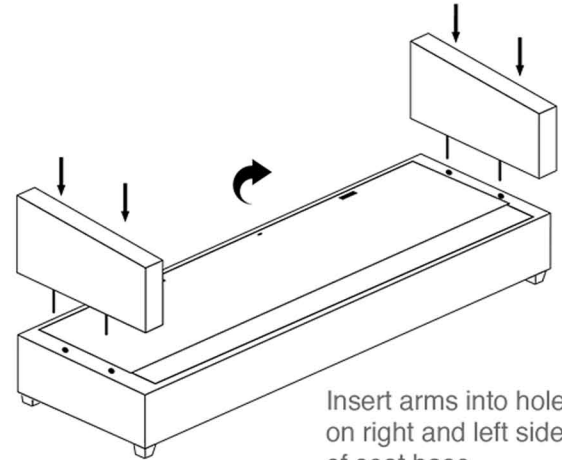
Simplicity Sofas has furniture that is easy to move and set up. Just follow our tool-free assembly, and within a few short minutes, you'll be stretched out with your feet up. So go ahead - DREAM BIG!

STEP 1



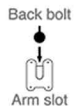
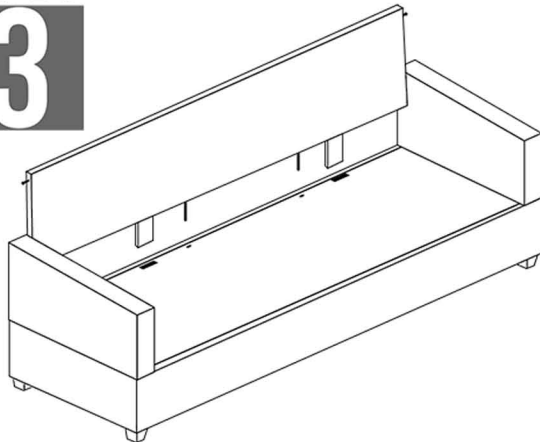
Tip seat frame and unzip the three black bottom zippers under the left/right arms and rear of seat deck. Next screw the four legs into the pre-drilled holes.

STEP 2



Insert arms into holes on right and left sides of seat base.

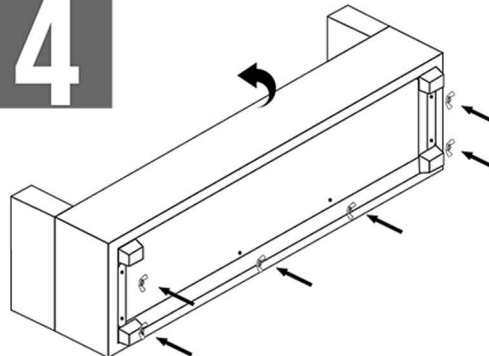
STEP 3



Back bolts insert into arm slots to lock. See above.

Insert back posts & bolt into slots. Align back and arm slots to lock in place.

STEP 4



Tip frame and fasten arms and back by hand using washer and three prong knobs.

STEP 5



Place the cushions and ENJOY!

simplicitysofas

800-813-2889